

Dakota Healthy Families Child Maltreatment Outcome and Cost Benefit Study



2006 NACHSA Fall Workshop
St. Petersburg, FL
December 2-6, 2006


Gay Bakken
Dakota County Community Services
651-554-6370
gay.bakken@co.dakota.mn.us



“...early experiences help to determine brain structure, thus shaping the way people learn, think, and behave for the rest of their lives.”

I Am Your Child
Reiner Foundation

Dakota Healthy Families



...Dakota County families are supported through community collaboration so that infants are nurtured and children arrive at school ready to learn.



Dakota Healthy Families Child Maltreatment Outcome Study

Child Maltreatment Outcome



Does DHF home visiting result in:

- Avoided child abuse cases
- Cost recovery in immediate term
- Current net cost savings

Child Maltreatment Outcome



Parent Survey

- Developed by Helfer and Kempe
- Used to assess family risk for child abuse
- Used to determine DHF program eligibility
- Covers 10 life domains – each scored 0, 5, 10

Murphy Study Definitions



Confirmed Abuse

- Inflicted injuries
- Documented in medical record

➤ Confirmed Neglect

- More than one incident
- Hospitalization or clinic visit required

Murphy Study Finding

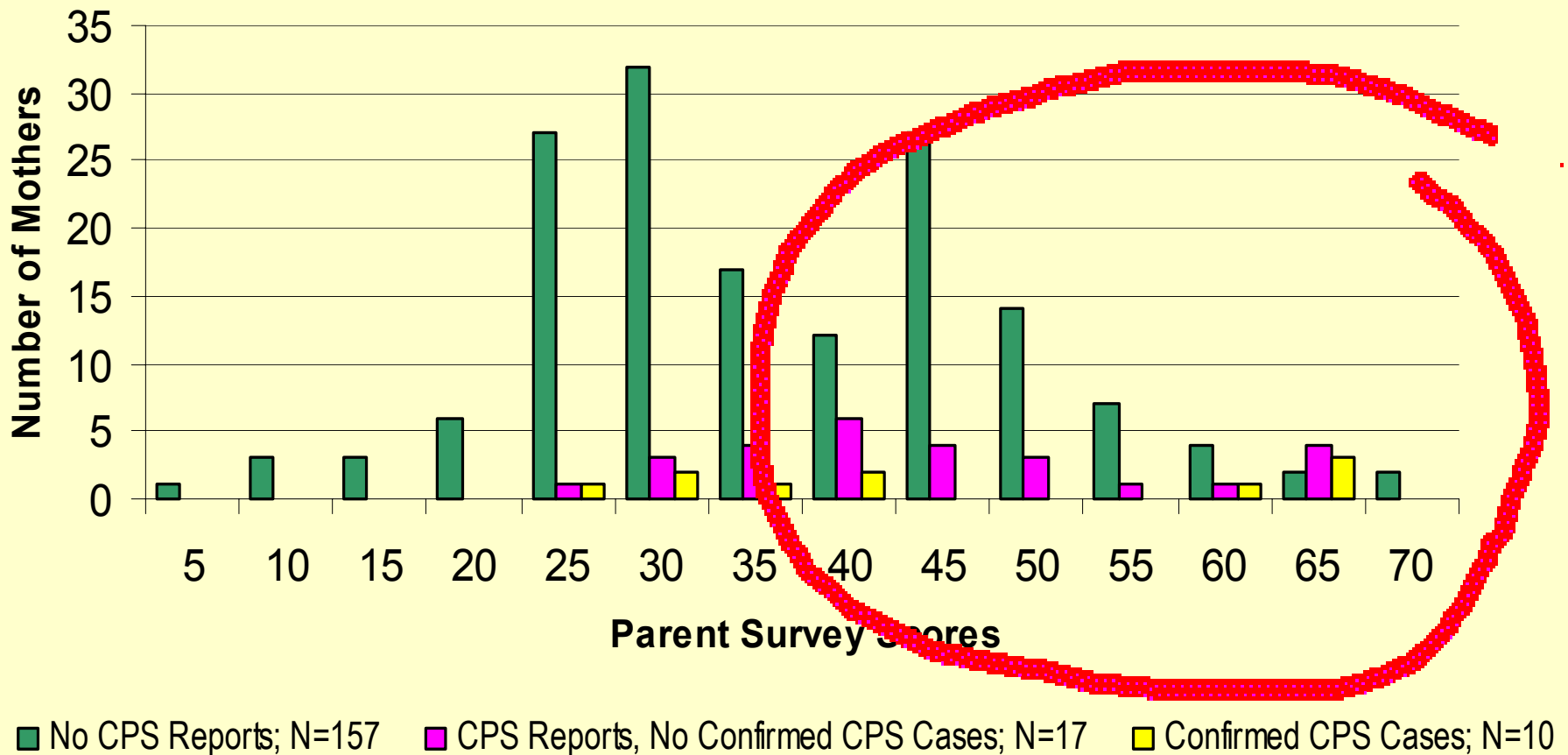
Defined high risk for child abuse

- ✦ **Parent Survey Score 40 and higher**
 - **53% of moms had confirmed CPS case**

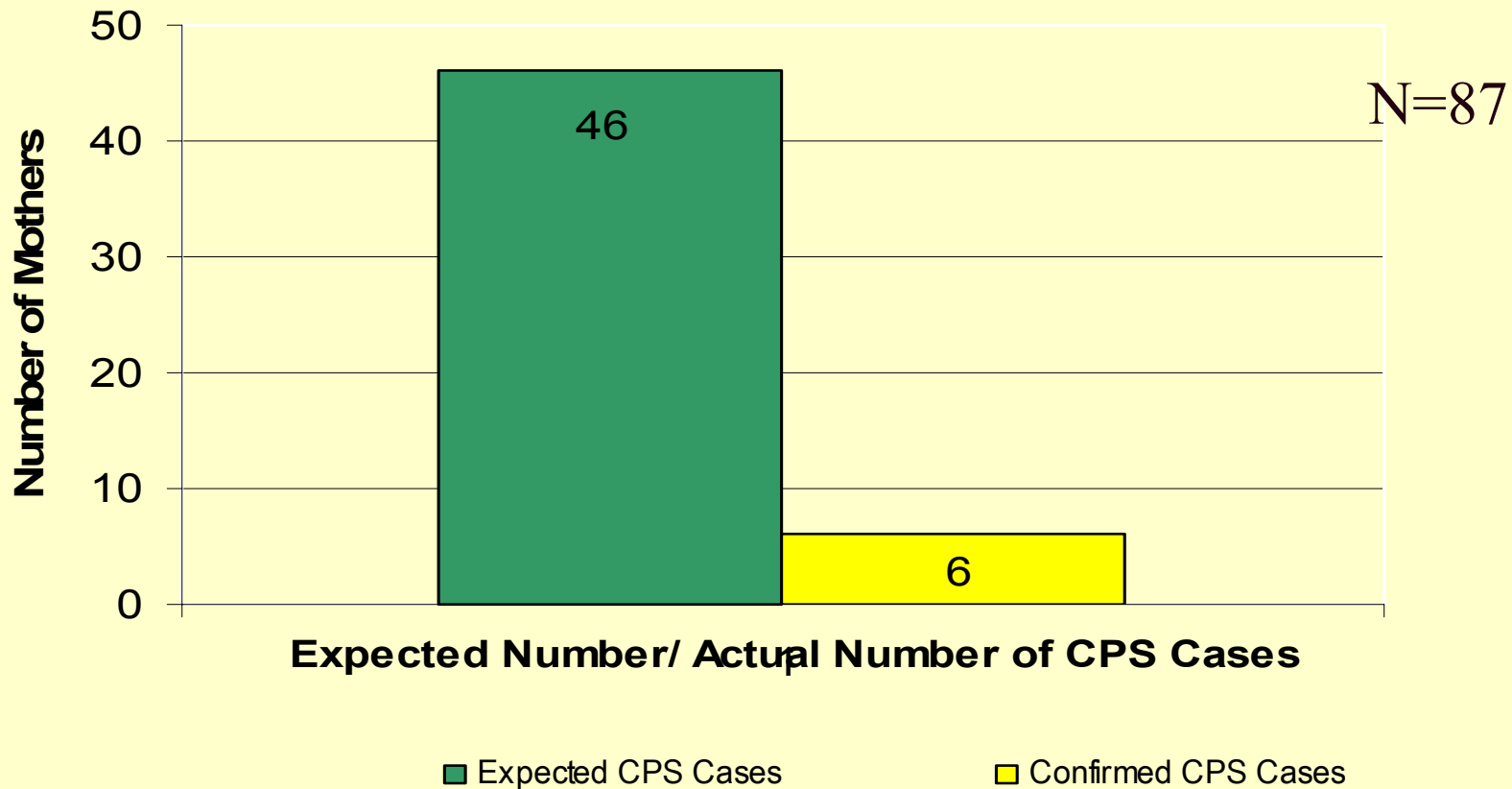


Parent Survey Score Distribution for DHF Mothers

N=184



Expected and Confirmed Number of Child Maltreatment Cases



Only 7% of the most at-risk DHF families had confirmed case of child abuse, compared with an expected 53%

Avoided CPS Cases Calculation

# of Cases	Calculation
87	Moms w/ PS scores of 40 & above
46	Expected cases (53% of 87)
4	Cases due to recurrence rate (8.2% x 46)
50	Total expected cases (46+4=50)
6	Actual cases of maltreatment
44	Avoided cases due to DHF (50-6=44)

CPS Cost Calculations



- **Intake and screening**
- **Investigation**
- **Purchase of service**
- **Out-of-home placement**
- **Case management**
- **County attorney**
- **City law enforcement and state courts**



Cost/Benefit Methods Per Case

\$23,258 = Dakota County CPS cost (.5 yrs)

\$25,792 = Total CPS Cost (State, county, city)

\$6,150 = Average per DHF family cost (1.6 yrs)



Cost/Benefit Methods

Total Cost

CPS Avoided Costs

- \$1.02 M – County only (44 families X \$23,258)
- \$1.13 M – State, County, City (44 families X \$25,792)

Cost of Providing Services to DHF Participants


- \$1.34 M (218 families X \$6150)

DHF Program Cost Recovery

- 76% – County only
- 84% – State, County, City



Child Protection Expenditures



Operations	2002	2003	2004
CPS Referrals	777	653	622
In Home Expenditures	\$956,408	\$775,390	\$597,624
Placement Expenditures	\$4,874,751	\$3,563,078	\$3,080,507

Essential ingredients for a high return



- **For the highest public return on investment**
 - 1. Target resources to the most at-risk families**
 - 2. Start early**
 - 3. Quality is key**

DHF Participant Profile



Is a poor, single, young mom facing --

- Domestic abuse,**
- Mental illness,**
- Limited education,**
- Isolation and**
- Substance abuse.**

Community Outreach and Family Identification



Practice

- Partner network to identify families
- Risk based screening (Parent Survey)
- In-home assessment to engage families

Accountability

- Partner referral counts
- Participant demographics
- Voluntary participation rate

Performance Measurement



Practice

- Creative outreach
- Weighted caseloads
- Growing Great Kids, Inc. curriculum
- Supervision and case consultation

Accountability

- Elapsed time
- Home visit percent of standard
- Family retention rates
- Quality assurance

Outcome Measurement



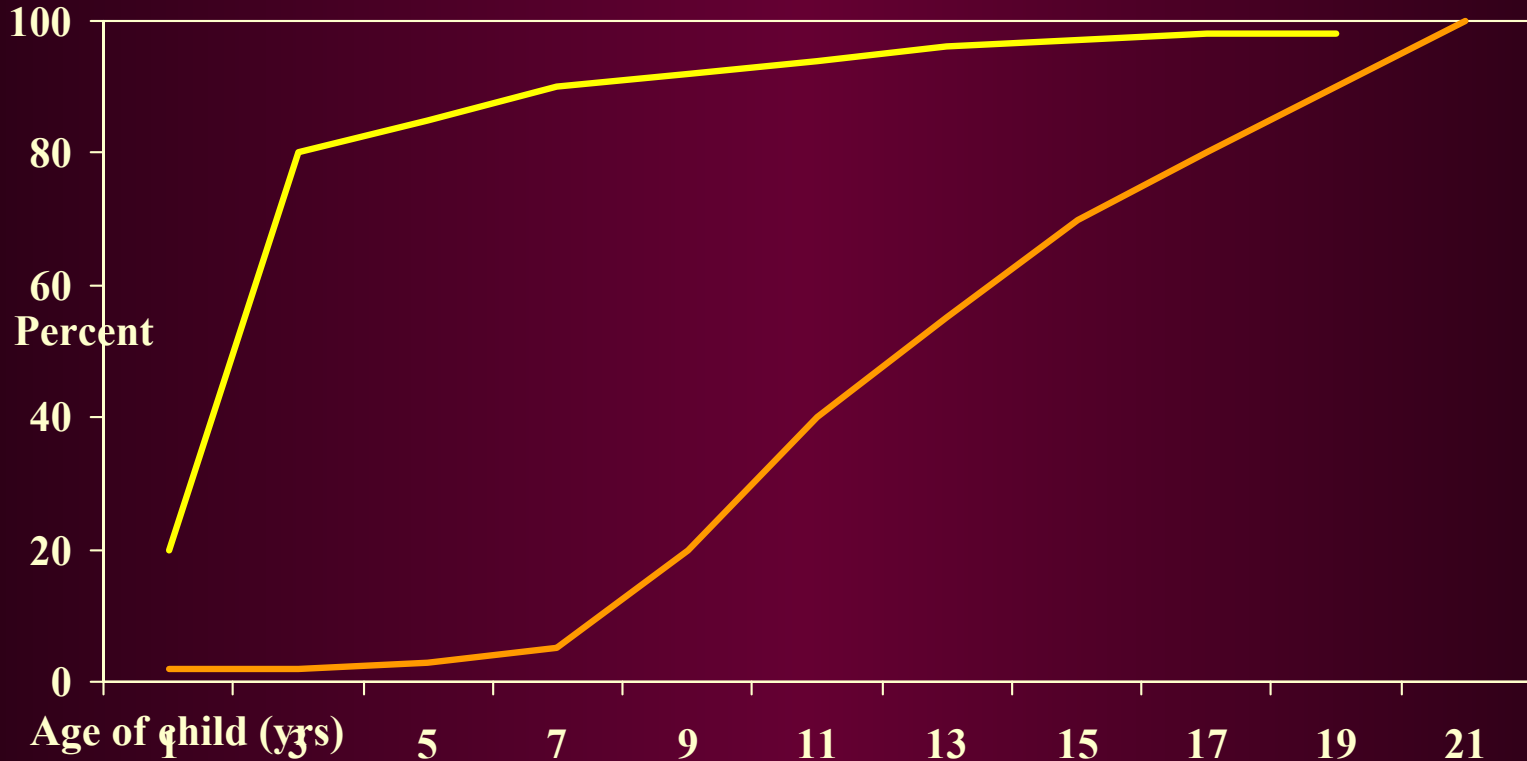
Practice

- Tool schedule
- Child development
- Family health
- Home environment

Accountability

- Ages and Stages
- Early Communication Indicator
- Well child check and immunization rates
- Child maltreatment determinations rates
- Home safety checklist

Brain Growth Compared with Public Expenditures on Children



— % brain growth — Cumulative % public \$ spent on children

DHF -- The Right Work!



Ready for School?



MINNESOTA SCHOOL READINESS BUSINESS ADVISORY
COUNCIL: POLICY TASK FORCE REPORT
December 9, 2004

The choice is ours!



“What we do to children, they will do to society.”

- Karl Menninger

